

The Island, Bridewell street entrance
Nelson St, Bristol
BS1 2QD

0117 3763457

info@theisland.uk

Introduction

- The Island is a multi use arts venue housing artists studios, a dance space, circus training space, the Island team's admin office, a gallery space and a venue in the basement which hosts club nights and workshops.
- Please note, we do not have an accessible toilet on site and all areas are accessed via steps. We are housed in the old Bridewell police station, a grade II listed building. Access is limited.

Comments

- We have no accessible toilets on site, though all toilets are inclusive to all gender identities.

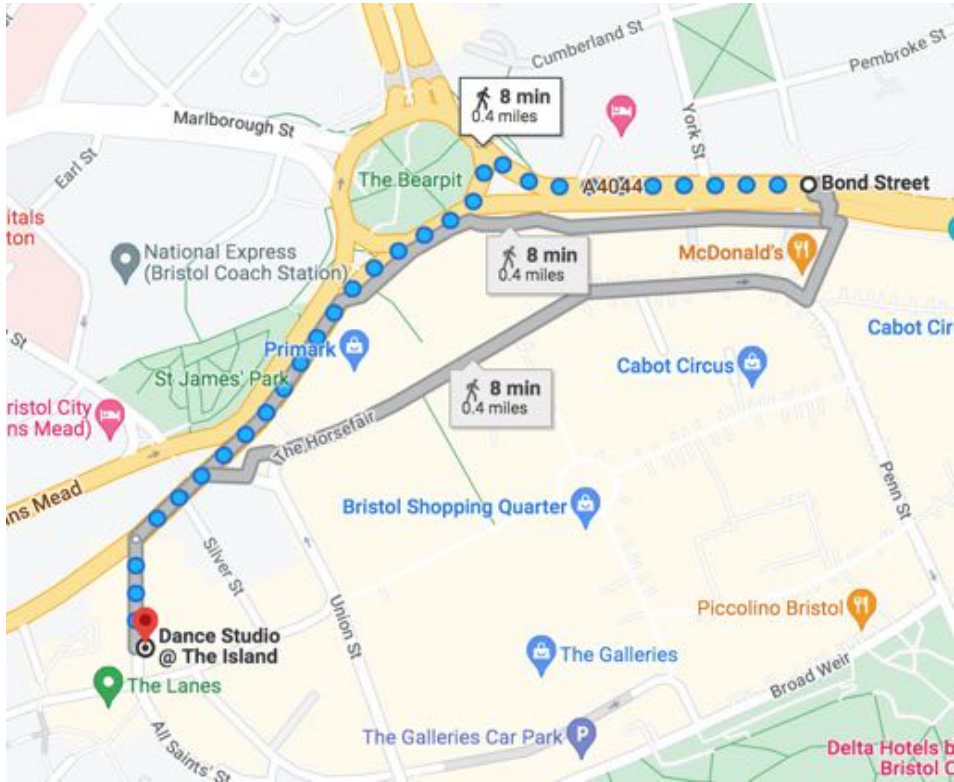
Opening times

- The Island office is usually staffed 10am - 5pm Monday to Friday, if you want to come and discuss using the space it is useful to contact us first on info@theisland.uk or give us a call on **0117 3763457** .

Location bus/rail

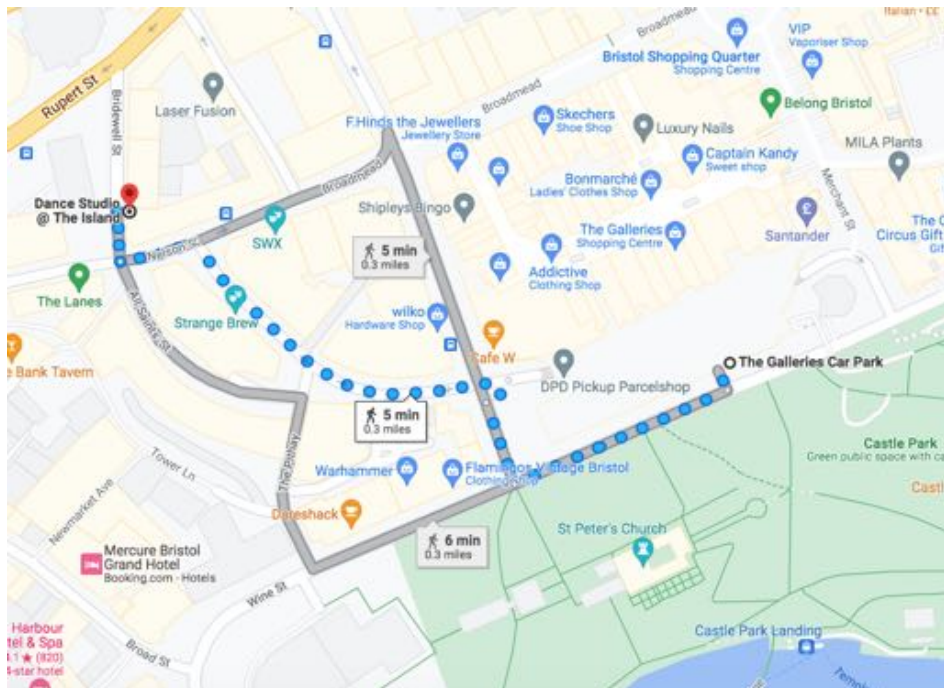
- The nearest train station is Bristol Temple Meads.
- Buses from Temple Meads, you can get the number 8 bus from just outside the station. The bus generally runs every 20-30 minutes, though at busier times there is a bus every 10 minutes. Take the bus 1 stop (around 7 minutes) to Bond Street (check with the driver that Bond street is their next stop as the bus does a loop around the city) and when you get to Bond Street you are an 8 minute walk from The Island.

- See below for maps from Bond Street to The Island, Bridewell Street entrance.



Parking

- The cheapest place to park nearby is at The Galleries, see the maps below to get to The Island, Bridewell Street from The Galleries car park.



- **Information, parking at The Galleries**

1 Newgate
Broadmead
Bristol, UK
BS1 3HA

0117 929 0569

*Information correct 26/01/2023, please check the website before planning your visit
<https://www.parkme.com/en-gb/lot/102666/the-galleries-bristol-uk>

Hours of Operation

Mon - Sat 6:30am -10pm

Sun 6:30am - 5pm

Prices

1 Hour £2

2 Hours £3.20

Each Additional Hour £1

7 Hours £8.20

24 Hours £18

Mon-Sun
In after 4pm £2

Bills / Coins / Mastercard / Visa

Directions to The Island Gallery Space from Bridewell Street



- Access to the gallery space is via Bridewell street, the door is set back down a short alleyway which is approximately 14m from Nelson Street and almost opposite Rough Trade records.




- The alleyway is accessed via 2 old uneven steps measuring roughly 9cm & 15cm high with a depth of 38cm.



- Entrance is via a blue door on the right hand side of the alleyway approximately 7.5m from the steps. The left hand side of the door opens inwards, it is 65cm wide, the door is heavy and swings shut.
- The right hand blue door can also be opened from the inside, it is 65cm wide and heavy.
- If attending an exhibition the left hand door should be open.
- (If you are renting the space, you should have been sent codes and the code lock is on the blue door 60cm from the left and 145cm from the ground)



- To access the door there is a step up which is uneven and worn, it is approximately 6cm high.



- Just inside the door on the stone floor is a rectangular indent below floor level for the mat. There is a small lip and the mats lie around 2cm beneath floor level, the matted area is approximately 50cm from the door, the mat is 60cm wide and is not parallel with the door. The matted surface is uneven.



- 47cm from the mat is a level change to rubber flooring, the rubber flooring sits less than 1cm above the level of the stone floor.



- As you enter the building, directly ahead of you there is a corridor to the left and a flight of steps downwards to the right.
- To get to the gallery take the corridor to the left.
- Go straight ahead and take the stairs up to the next floor, the stairs are approximately 8m from the entrance.



- There are 2 flights of stairs
- The first has 20 steps which have a height ranging between 16 and 18 cm.
- The depth of the stairs ranges between 28 and 29cm.



- The second flight of stairs has 6 steps, the first step is 15cm high, the rest are between 17 & 18cm high.
- The depth of the stairs ranges between 28 and 29cm.



- At the end of the stairwell there is a slight lip down onto the parquet floor, this is less than 1cm.
- The gallery space is directly in front of you.



- If you are going to see an exhibition the door should be open
- The parquet floor in the gallery is the same level as the parquet floor in the hallway.
- (If you have rented the space, the code lock is (109cm) cm off the ground)



- Inside of gallery space.



- Inside of gallery space.



- To get to the inclusive toilets turn right at the top of the stairs.
- The toilets are at the end of the corridor.



- Inclusive toilets, please note these are NOT accessible toilets as the cubicles are standard sized, though they are for all gender identities.



- Toilets



- Sinks